

Alabama Criminal Justice  
Information Center  
770 Washington Avenue (Suite 350)  
Montgomery, AL 36130



Uniform Crime Reporting Division  
Statistical Analysis Center


## Statistical Analysis Center

# Juvenile Victims of Violent Crime in Alabama 2006



Alabama Criminal Justice Information Center  
Statistical Analysis Center  
770 Washington Avenue (Suite 350)  
Montgomery, Alabama 36130  
334.242.4900





**For more information, please contact**

Carol Roberts, Public Information Specialist

[Carol.Roberts@alacop.gov](mailto:Carol.Roberts@alacop.gov)

334.242.4900

Lynn Childs, Public Information Manager

[Lynn.Childs@alacop.gov](mailto:Lynn.Childs@alacop.gov)


334.242.4900

Or, visit our website at

[www.acjic.alabama.gov](http://www.acjic.alabama.gov)

## **Juvenile Victims of Violent Crime in Alabama 2006**

This report was produced by the Statistical Analysis Center of the Alabama Criminal Justice Information Center. Data presented in this report were provided by the Uniform Crime Reporting Division of ACJIC for the calendar year of 2006. For purposes of this report a juvenile is defined as a person 17 years of age or younger.



**Alabama Criminal Justice Information Center  
Maury Mitchell, Director**

**Uniform Crime Reporting/Statistical Analysis Center  
Becki Goggins, Manager**

**Carol Roberts, Public Information Specialist**

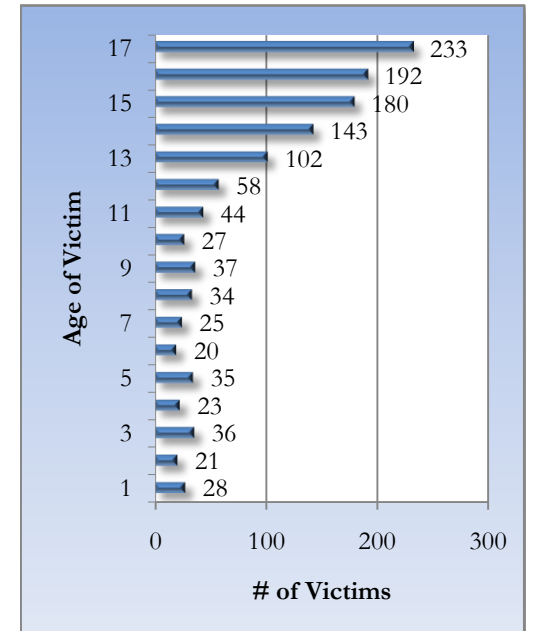
## Juvenile Victims of Violent Crime

- Of the **18,992** violent offenses\* reported in 2006, **12%** of the victims were juveniles. There were **2,260** juvenile victims: **20** juvenile homicide victims; **685** juvenile rape victims; **317** juvenile robbery victims; and **1,238** juvenile victims of aggravated assault.
- There were **8,971** juvenile victims of simple assault, representing **12%** of all victims of simple assaults reported in 2006.
- **44%** of the victims were males, and **56%** were females. **54%** of the victims were black, and **46%** were white.
- A firearm was the weapon used in **20%** of the offenses; hands, fists, or feet were used as a weapon in **54%**; a knife was the weapon used in **7%**; and other dangerous weapons were used in **19%**.
- **37%** of the victims suffered injuries: **15%** were injured with a firearm; **7%** were injured with a knife; **55%** were injured with fists, feet or hands; and **23%** were injured with other dangerous weapons.
- **70%** of the victims were acquainted with or related to the offender; **8%** of the offenders were strangers; and in **22%** of the offenses the offender was unknown. In **26%** of the offenses, the offender was also a juvenile.
- **56%** of the offenses occurred at a residence; **17%** occurred in a street or alley; **6%** occurred at a school; **5%** occurred in a parking lot; and **16%** occurred in other locations.

\*Excluding simple assaults

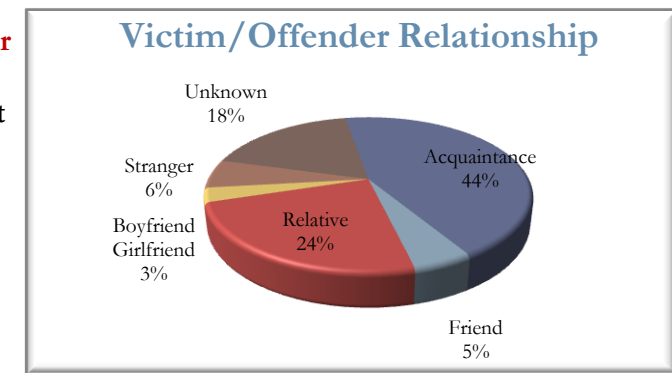
## Juvenile Victims of Aggravated Assault

Victim's Age	Number
1	28
2	21
3	36
4	23
5	35
6	20
7	25
8	34
9	37
10	27
11	44
12	58
13	102
14	143
15	180
16	192
17	233



## Relationship of Victim and Offender

The Victim was:	Percent
Acquaintance	44%
Friend	5%
Relative	24%
Boyfriend/Girlfriend	3%
Stranger	6%
Unknown	18%



## Juvenile Victims of Assault

### Aggravated

- There were **1,238** juvenile assault victims in 2006, representing **12%** of all victims of the **10,603** aggravated assaults reported in Alabama for that year. **59%** of the victims were males, and **41%** were females. **55%** of the victims were black, and **45%** were white.
- A firearm was the weapon used in **22%** of the assaults; hands, fists, or feet were used as a weapon in **44%**; a knife was the weapon used in **10%**; and other dangerous weapons were used in **24%**.
- **47%** of the victims were injured: **16%** with a firearm; **8%** with a knife; **48%** with fists, feet or hands; and **28%** with other dangerous weapons
- **76%** of the victims were acquainted with or related to the offender; **6%** of the offenders were strangers; and in **18%** of the assaults the offender was unknown. In **40%** of the assaults the offender was also a juvenile.
- **55%** of the assaults occurred at a residence; **20%** occurred in a street or alley; **7%** occurred at a school; and **18%** occurred in other locations.

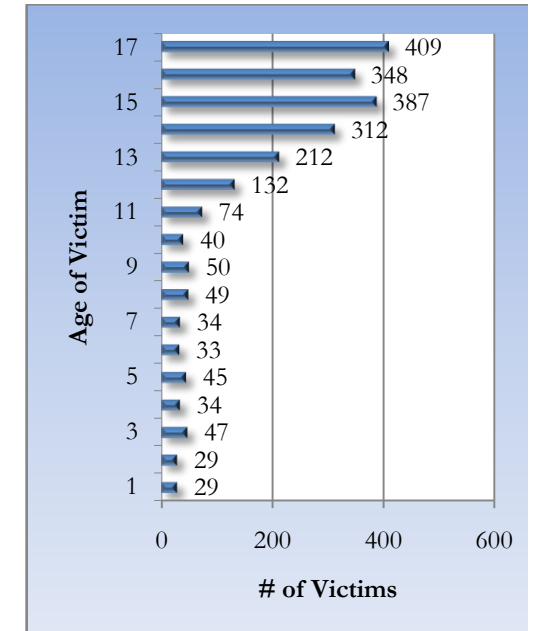
### Simple

- There were **8,871** juvenile victims of simple assault in 2006, or **12%** of all victims of simple assaults for that year. **52%** of the victims were females and **48%** were males; **55%** were black and **45%** were white.
- **80%** of the victims were acquainted with or related to the offender; **4%** were strangers; and in **16%** of the offenses the offender was unknown.

*By definition, a simple assault is an assault which did not involve the use of a firearm, knife, cutting instrument or other dangerous weapon and in which the victim did not sustain serious or aggravated injuries.*

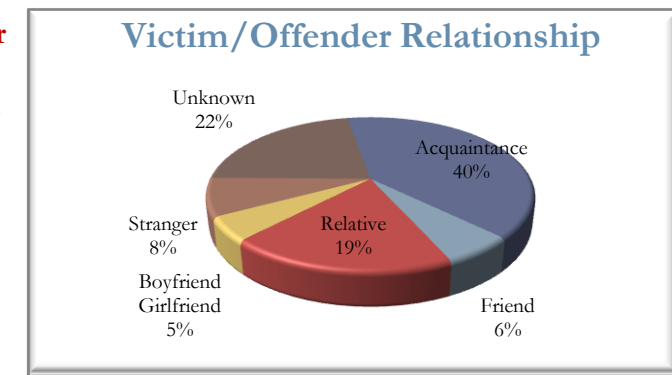
## Juvenile Victims of Violent Crime

Victim's Age	Number
1	29
2	29
3	47
4	30
5	45
6	33
7	34
8	49
9	50
10	40
11	74
12	132
13	212
14	312
15	387
16	348
17	409



### Relationship of Victim and Offender

The Victim was:	Percent
Acquaintance	40%
Friend	6%
Relative	19%
Boyfriend/Girlfriend	5%
Stranger	8%
Unknown	22%

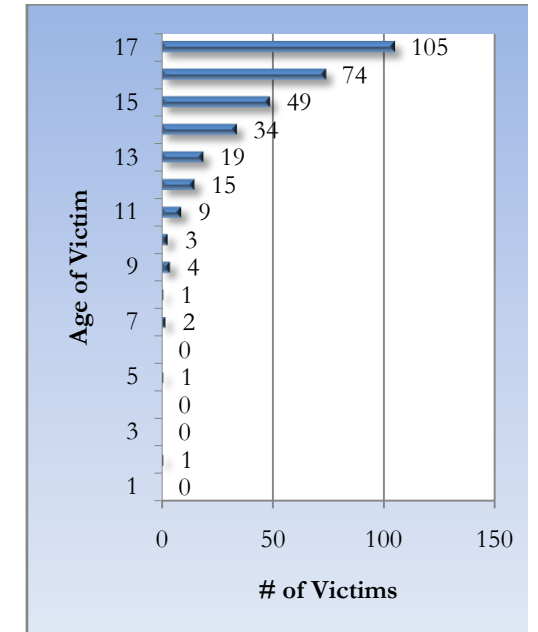


## Juvenile Victims of Homicide

- There were **20** juvenile homicide victims in 2006, representing **6%** of the victims of the **353** homicides reported in Alabama for that year. Four juveniles were killed by another juvenile.
- **84%** of the victims were males, and **16%** were females. **74%** of the victims were black, and **26%** were white.
- A firearm was the weapon used in **70%** of the homicides; hands, fists, or feet were used as a weapon in **0%**; a knife was the weapon used in **5%**; and other dangerous weapons were used in **25%**.
- In **15%** of the homicides the victim was related to or acquainted with the offender; in **40%** the victim and offender were strangers; and in **45%** the offender was unknown.
- **55%** of the homicides occurred at a residence; **20%** occurred in a street or alley; and **25%** occurred in other locations.
- In **20%** of the homicides the offender was also a juvenile.

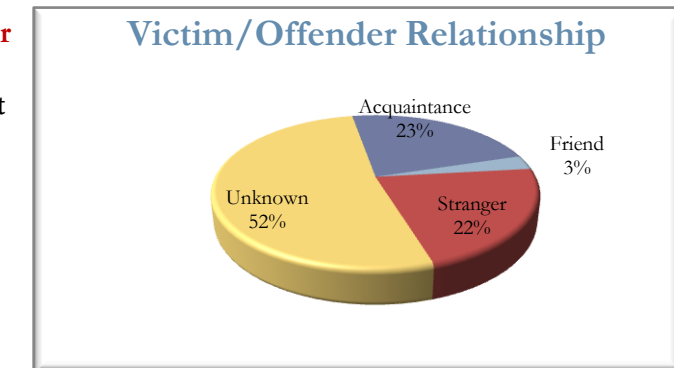
## Juvenile Victims of Robbery

Victim's Age	Number
1	0
2	1
3	0
4	0
5	1
6	0
7	2
8	1
9	4
10	3
11	9
12	15
13	19
14	34
15	49
16	74
17	105



## Relationship of Victim and Offender

The Victim was:	Percent
Acquaintance	23%
Friend	3%
Stranger	22%
Unknown	52%

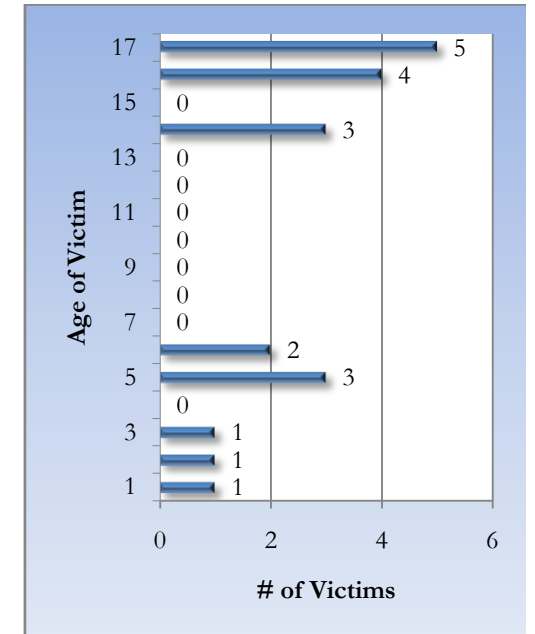


## Juvenile Victims of Robbery

- There were **6,564** robberies reported in 2006, and **317** juveniles were robbery victims, representing **5%** of all robbery victims in Alabama for that year. **59%** of the victims were black and **41%** were white; **84%** were males, and **16%** were females.
- A firearm was the weapon used in **46%** of the robberies; hands, fists, or feet were used as a weapon in **37%**; a knife was the weapon used in **5%**; and other dangerous weapons were used in **12%**.
- **16%** of the victims suffered injuries: **15%** were injured with a firearm; **11%** were injured with a knife; **65%** were injured with fists, feet or hands; and **9%** were injured with other dangerous weapons.
- **26%** of the victims were acquainted with or related to the offender; **22%** of the offenders were strangers; and in **52%** of the offenses the offender was unknown.
- **11%** of the offenses occurred at a residence; **40%** occurred in a street or alley; **7%** occurred at a school; **15%** occurred in a parking lot; **3%** occurred at a store; and **24%** occurred in other locations.
- In **27%** of the robberies, the offender was also a juvenile.

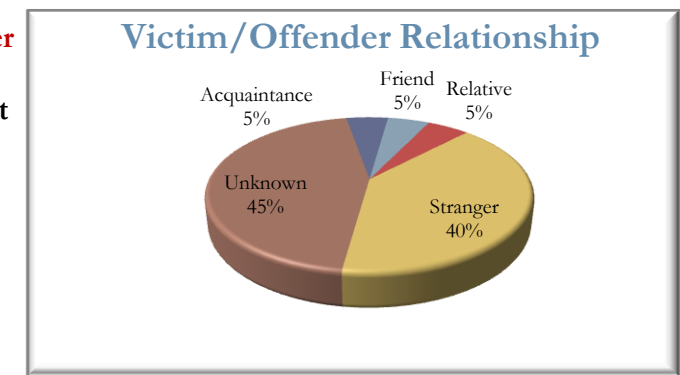
Victim's Age	Number
1	1
2	1
3	1
4	0
5	3
6	2
7	0
8	0
9	0
10	0
11	0
12	0
13	0
14	3
15	0
16	4
17	5

## Juvenile Victims of Homicide



## Relationship of Victim and Offender

The Victim was:	Percent
Acquaintance	5%
Friend	5%
Relative	5%
Stranger	40%
Unknown	45%

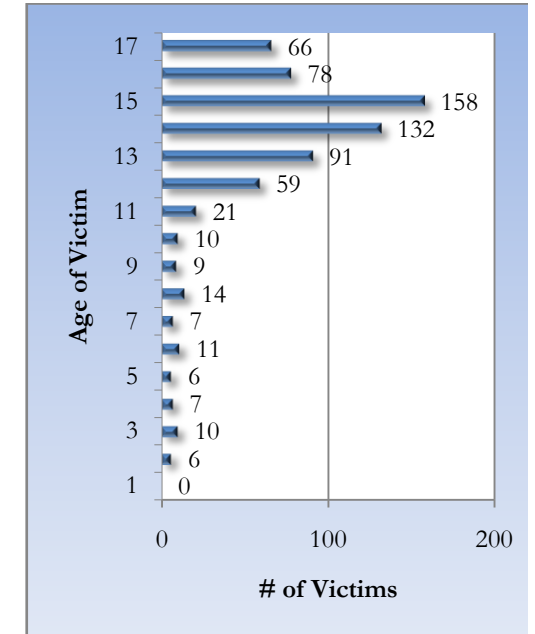


## Juvenile Victims of Rape

- There were **685** juvenile female rape victims in 2006, representing **47%** of the **1,472** rapes reported in Alabama for that year. **80** juvenile victims were 10 years of age or younger. **51%** of the victims were black females and **49%** were white females.
- A firearm was the weapon used in **3%** of the rapes; hands, fists, or feet were used as a weapon in **82%**; a knife was the weapon used in **2%**; and unknown weapons were used in **13%**.
- **24%** of the victims suffered injuries: **6%** were injured with a firearm; **2%** were injured with a knife; **85%** were injured with fists, feet or hands; and **7%** were injured with other dangerous weapons.
- **81%** of the victims were acquainted with or related to the offender; **4%** of the offenders were strangers; and in **15%** of the rapes the offender was unknown.
- **78%** of the offenses occurred at a residence; **3%** occurred in a street or alley; **2%** occurred at a school; and **17%** occurred in other locations.
- In **18%** of the rapes the offender was also a juvenile.

## Juvenile Victims of Rape

Victim's Age	Number
1	0
2	6
3	10
4	7
5	6
6	11
7	7
8	14
9	9
10	10
11	21
12	59
13	91
14	132
15	158
16	78
17	66



## Relationship of Victim and Offender

The Victim was:	Percent
Acquaintance	44%
Friend	9%
Relative	17%
Girlfriend	11%
Stranger	4%
Unknown	15%

