

Alabama Law Enforcement Agency  
301 South Ripley Street  
Montgomery, AL 36104



CJIS Administration Division  
Statistical Analysis Center

## Statistical Analysis Center

# Juvenile Victims of Violent Crime in Alabama 2015



Alabama Law Enforcement Agency  
Statistical Analysis Center  
301 South Ripley Street  
Montgomery, Alabama 36104  
334.517.2400



**For more information, please contact**

Carol Roberts, Public Information Specialist

[Carol.Roberts@alea.gov](mailto:Carol.Roberts@alea.gov)

334.517.2400

Tracy Townsend, Division Manager

[Tracy.Townsend@alea.gov](mailto:Tracy.Townsend@alea.gov)

334.517.2400

Or, visit our website at

[www.alea.gov](http://www.alea.gov)

## **Juvenile Victims of Violent Crime in Alabama 2015**

This report was produced by the Statistical Analysis Center of the Alabama Law Enforcement Agency. Data presented in this report were provided by the CJIS Administration Division of ALEA for the calendar year of 2015. For purposes of this report a juvenile is defined as a person 17 years of age or younger.



**Alabama Law Enforcement Agency  
Stan Stabler, Secretary of Law Enforcement**

**Statistical Analysis Center  
Tracy Townsend, Manager**

**Carol Roberts, Public Information Specialist**

The Alabama Law Enforcement Agency (ALEA) was created by Act 2013-67 and represents the consolidation and realignment of 12 state law enforcement agencies/functions into one entity. ALEA is responsible for the functions and missions of the Alabama Department of Homeland Security, Department of Public Safety, Alabama Bureau of Investigation, Fusion Center, Criminal Justice Information Center, Marine Police, Alcoholic Beverage Control Board Enforcement, Department of Revenue Enforcement, Forestry Commission Investigations, Agricultural and Industry Investigations, Public Service Commission Enforcement, and Office of Prosecution Service Computer Forensics Lab.

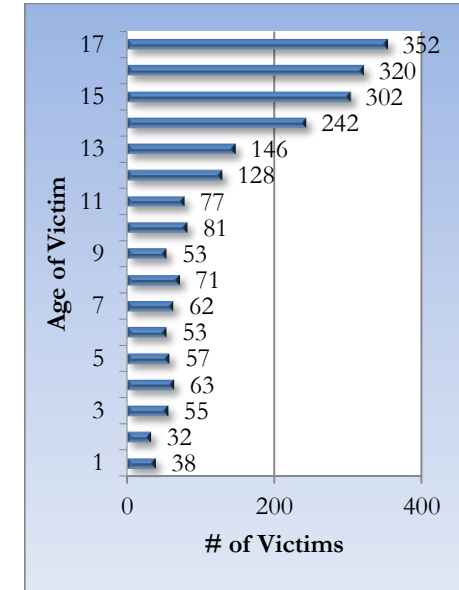
## Juvenile Victims of Violent Crime

- Of the **22,279** violent offenses\* reported in 2015, **10%** of the victims were juveniles. There were **2,244** juvenile victims: **24** juvenile homicide victims; **941** juvenile rape victims; **218** juvenile robbery victims; and **1,061** juvenile victims of aggravated assault.
- There were **6,481** juvenile victims of simple assault, representing **8%** of all victims of simple assaults reported in 2015.
- **45%** of the victims were males, and **55%** were females. **48%** of the victims were black, and **52%** were white.
- A firearm was the weapon used in **17%** of the offenses; hands, fists, or feet were used as a weapon in **59%**; a knife was the weapon used in **4%**; and other dangerous weapons were used in **20%**.
- **74%** of the victims were acquainted with or related to the offender; **4%** of the offenders were strangers; and in **22%** of the offenses the offender was unknown.
- **61%** of the offenses occurred at a residence; **13%** occurred in a street or alley; **8%** occurred at a school; **4%** occurred in a parking lot; and **14%** occurred in other locations.

\*Excluding simple assaults

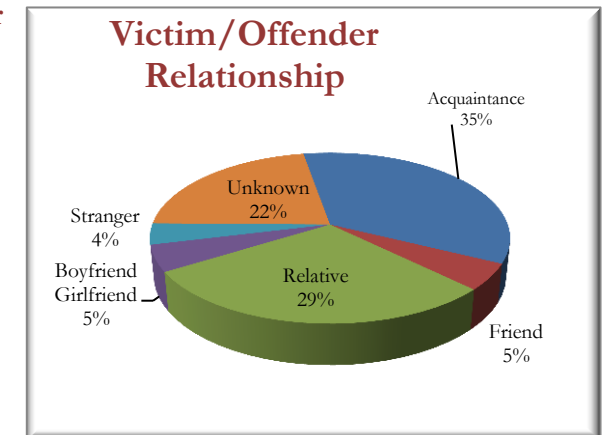
## Juvenile Victims of Violent Crime

Victim's Age	Number
<1	112
1	38
2	32
3	55
4	63
5	57
6	53
7	62
8	71
9	53
10	81
11	77
12	128
13	146
14	242
15	302
16	320
17	352



## Relationship of Victim and Offender

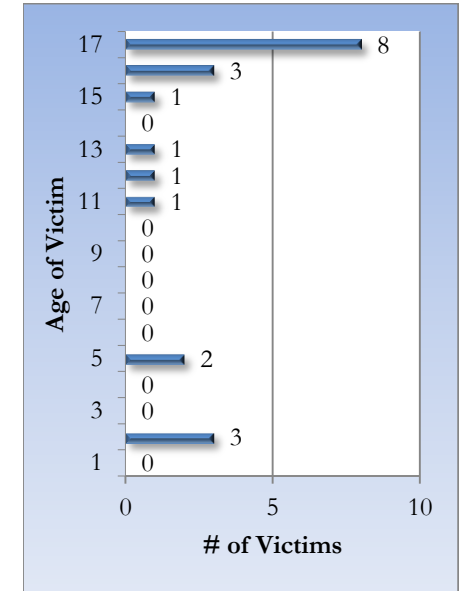
The Victim was:	Percent
Acquaintance	35%
Friend	5%
Relative	29%
Boyfriend/Girlfriend	5%
Stranger	4%
Unknown	22%



## Juvenile Victims of Homicide

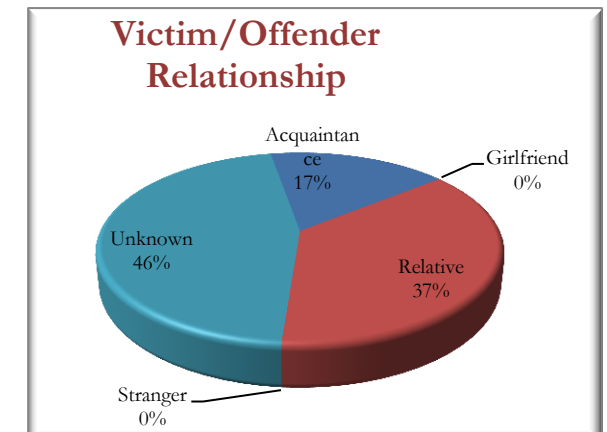
- There were **24** juvenile homicide victims in 2015, representing **7%** of the victims of the **353** homicides reported in Alabama for that year.
- **67%** of the victims were males, and **33%** were females. **67%** of the victims were black, and **33%** were white.
- A firearm was the weapon used in **46%** of the homicides; hands, fists, or feet were used as a weapon in **25%**; a knife was the weapon used in **0%**; and other dangerous weapons were used in **29%**.
- In **54%** of the homicides the victim was related to or acquainted with the offender; in **0%** the victim and offender were strangers; and in **46%** the offender was unknown.
- **58%** of the homicides occurred at a residence; **25%** occurred in a street or alley; and **17%** occurred in other locations.

Victim's Age	Number
<1	4
1	0
2	3
3	0
4	0
5	2
6	0
7	0
8	0
9	0
10	0
11	1
12	1
13	1
14	0
15	1
16	3
17	8



## Relationship of Victim and Offender

The Victim was:	Percent
Acquaintance	17%
Girlfriend	0%
Relative	37%
Stranger	0%
Unknown	46%



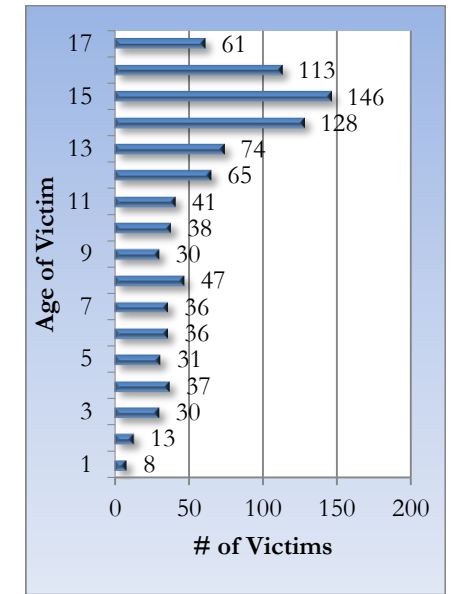
## Juvenile Victims of Rape\*

- There were **941** juvenile female rape victims in 2015, representing **47%** of the **1,988** rapes reported in Alabama for that year.
- **313** juvenile victims were 10 years of age or younger. **83%** of the victims were females and **17%** were males. **65%** were white and **35%** were black.
- A firearm was the weapon used in **1%** of the rapes; hands, fists, or feet were used as a weapon in **83%**; a knife was the weapon used in **1%**; and unknown weapons were used in **15%**.
- **87%** of the victims were acquainted with or related to the offender; **2%** of the offenders were strangers; and in **11%** of the rapes the offender was unknown.
- **82%** of the offenses occurred at a residence; **3%** occurred in a street or alley; **2%** occurred at a school; and **13%** occurred in other locations.

\*Prior to 2013, Rape included only female victims. In 2013 the definition of rape was expanded by the FBI's Uniform Crime Reporting Program to include male victims and other types of sexual assault offenses. Because of this change, the number of reported rapes increased in 2015 compared to 2012.

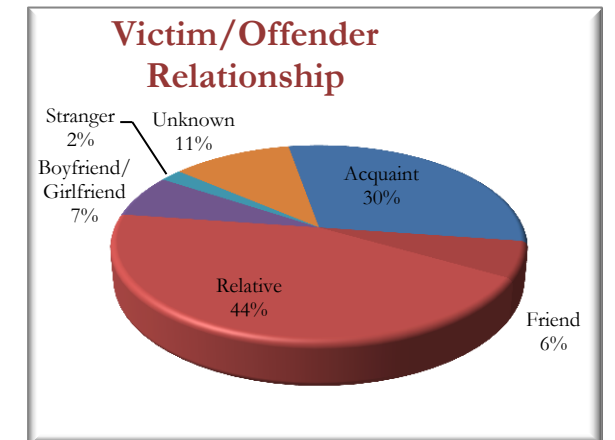
## Juvenile Victims of Rape

Victim's Age	Number
<1	7
1	8
2	13
3	30
4	37
5	31
6	36
7	36
8	47
9	30
10	38
11	41
12	65
13	74
14	128
15	146
16	113
17	61



## Relationship of Victim and Offender

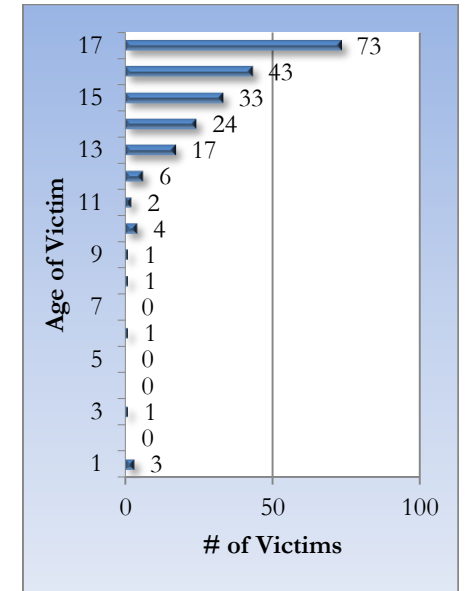
The Victim was:	Percent
Acquaintance	30%
Friend	6%
Relative	44%
Girlfriend/Boyfriend	7%
Stranger	2%
Unknown	11%



## Juvenile Victims of Robbery

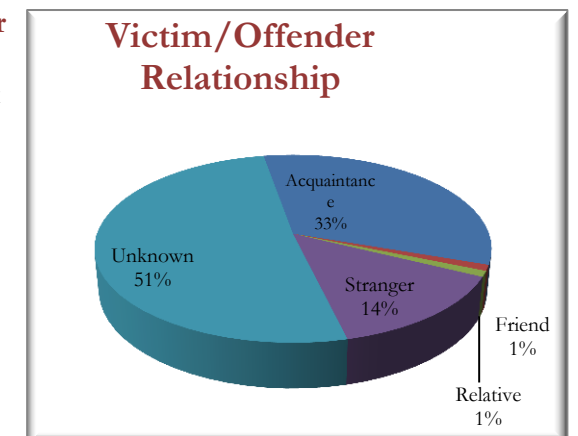
- There were **4,506** robberies reported in 2015, and **218** juveniles were robbery victims, representing **5%** of all robbery victims in Alabama for that year.
- **71%** of the victims were black and **29%** were white; **84%** were males, and **16%** were females.
- A firearm was the weapon used in **58%** of the robberies; hands, fists, or feet were used as a weapon in **37%**; a knife was the weapon used in **2%**; and other dangerous weapons were used in **3%**.
- **35%** of the victims were acquainted with or related to the offender; **14%** of the offenders were strangers; and in **51%** of the offenses the offender was unknown.
- **20%** of the offenses occurred at a residence; **39%** occurred in a street or alley; **10%** occurred at a school; **9%** occurred in a parking lot; **1%** occurred in a park or playground; and **21%** occurred in other locations.

Victim's Age	Number
<1	9
1	3
2	0
3	1
4	0
5	0
6	1
7	0
8	1
9	1
10	4
11	2
12	6
13	17
14	24
15	33
16	43
17	73



## Relationship of Victim and Offender

The Victim was:	Percent
Acquaintance	33%
Friend	1%
Relative	1%
Stranger	14%
Unknown	51%



## Juvenile Victims of Assault

### Aggravated

- There were **1,061** juvenile assault victims in 2015, representing **7%** of all victims of the **15,432** aggravated assaults reported in Alabama for that year. **62%** of the victims were males, and **39%** were females. **49%** of the victims were black, and **51%** were white.
- A firearm was the weapon used in **24%** of the assaults; hands, fists, or feet were used as a weapon in **44%**; a knife was the weapon used in **9%**; and other dangerous weapons were used in **23%**.
- **72%** of the victims were acquainted with or related to the offender; **4%** of the offenders were strangers; and in **21%** of the assaults the offender was unknown.
- **52%** of the assaults occurred at a residence; **17%** occurred in a street or alley; **12%** occurred at a school; and **19%** occurred in other locations.

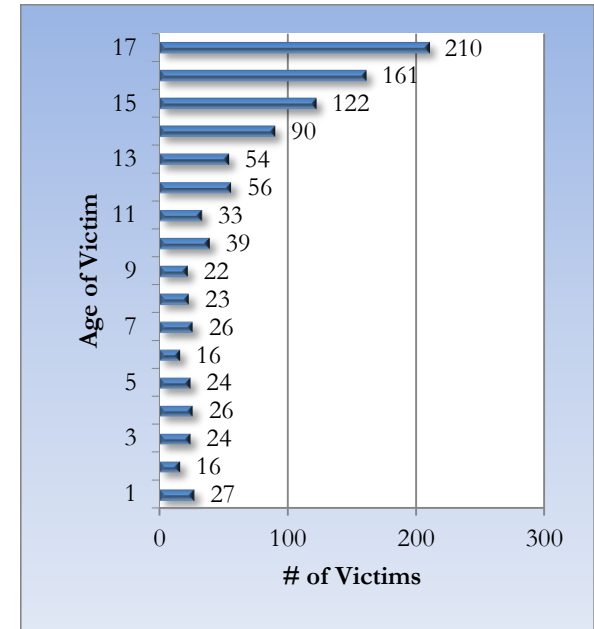
### Simple

- There were **6,481** juvenile victims of simple assault in 2015, or **8%** of all victims of simple assaults for that year. **51%** of the victims were females and **49%** were males; **50%** were black and **50%** were white.
- **83%** of the victims were acquainted with or related to the offender; **2%** were strangers; and in **15%** of the offenses the offender was unknown.

*By definition, a simple assault is an assault which did not involve the use of a firearm, knife, cutting instrument or other dangerous weapon and in which the victim did not sustain serious or aggravated injuries.*

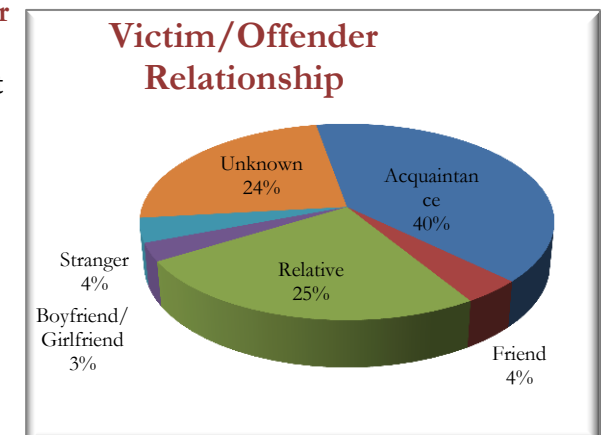
## Juvenile Victims of Aggravated Assault

Victim's Age	Number
<1	92
1	27
2	16
3	24
4	26
5	24
6	16
7	26
8	23
9	22
10	39
11	33
12	56
13	54
14	90
15	122
16	161
17	210



### Relationship of Victim and Offender

The Victim was:	Percent
Acquaintance	40%
Friend	4%
Relative	25%
Boyfriend/Girlfriend	3%
Stranger	4%
Unknown	24%



Unknown

24%